

Tennessee T's



Model T Ford Club

Editor- [Bill Robinson](#)

Be sure to visit our club's

website <http://>

tennesseets.weebly.com/

A Message From Ricky Williams,
Our President



Greeting's Model T'ers

It's my favorite time of year. Spring time in the south. The flowers are blooming, the trees are leafing out, the grass is getting green, and the fish are biting. It's time to unpack those Model T's and wake them up from their winter's nap.

We have been running around in our '27 Fordor (her name is Mamie) for most of the winter. A couple of weeks ago I decided it was time to take Lizzie, our '15 touring, for a spin. She was mad at me for leaving her parked since fall and wouldn't hit a lick. I took her plugs out, gave her a good tuning up, and off we went.

By the way, do y'all name your cars? Every car we own has a name. They all have their own personalities and we call them by their name. There was a stray dog that came to the house one time. Vandy saw that dog coming up the driveway, and he had a name before he got to the house. All of our fish, in the Koi pond, have names.

Anyway, back to spring. We returned from the Chickasha Swap meet a couple of weeks ago. Nothing I like better than to look through a bunch of other people's Model T junk. I have always found what I need there. It's good to see a lot of friends and other Model T people, too. After a long winter its always good to get out and go.

Speaking of going, we have been cooped up way to long. It's time to see my Tennessee T's friends again. Bill, Paul, and Phillip have been working on some tour routes. This tour will be based out of Fayetteville, Tennessee. Make sure you keep an eye on your email, as a brochure will be going out soon. Bill also has information in the newsletter. We have several people in our club who have never toured with us. I'm hoping to see them on this tour. This will be a good first-time tour. So, get your car out, and get it ready for the road, because we are going Tennessee T touring.

Happy T'ing
Ricky

Club Officers 2020

President- Ricky Williams
Humboldt, TN
731.618.0207
rwilliams@click1.net



Vice President- Dennis Plank
Humboldt, TN
731.616.6609
daplank@bellsouth.net



Secretary- Vandy Williams
Humboldt, TN
731.414.9085
vandy1311@yahoo.com



Treasurer- Connie Plank
Humboldt, TN
731.313.1496
csplank@bellsouth.net



Dom D.
Ooltewah, TN
ggunrunr@att.net



APRIL 2021




Charles (Charlie) Owen passed on 3.27.2021. Charlie passed away around 10pm after a lengthy 18 month battle with cancer. Charlie was an active member of our club and will be missed. He and Anita have been close friends to many of us in the club since they joined in 2009. View Charlie's obituary at:
<https://brownfuneral.com/obitview.asp?obitid=3533>



Man, Suzi and I followed this Touring Car on Tennessee T's tours and national tours for years. Does anyone recognize this car? Well, this is the car that belonged to Mac (wife Ernestine) Flowers, one the club's founding members and former Chaplain. Mac passed away in 2020.

The car now has a new owner. New member, **Alan Keckritz**, from Lynchburg and Tullahoma is now the proud owner. I hope that Alan and the car will continue Mac's love driving the Model T!





Moonshine Mikes' First T Run by Phillip Lee

Well, Moonshine Mike needed to get the T ready to haul his shine around to his chain of customers. So he got himself a jug of his newest run of shine and sat down under a big oak tree with his coondog Copper, and started planning how to build something to fit on the back of the T Roadster pickup so he could safely haul his shine cause if he broke one jug his wife would make him sleep in the barn again. Last time he was out delivering shine, he broke two jugs and had to sleep in the barn fer two cold nights.

Moonshine Mike got him an idea now. First thing to do was to go and measure the size of his 30 gallon wood barrel. He found it to be 30 inches tall, 18 inches across the top and 21 inches at the wide part of the middle of the barrel. He cut three canes from down at the creek bank, one he cut to 18 inches, one to 21 inches and the third to 30 inches. He tied the canes together in the shape of a drum and took them out in the yard to a flat spot and after fiddling with them for a little while he decided to just stand the barrels up and tie them with a rope like he did in the wagon.

Now to figure out how he wanted to haul the gallon jugs and the quart jars? But before he started on that little project, he decided he wanted to go ahead and make his first barrel run in the T even tho it was another week before it was time to. Moonshine Mike took Maud back up the holler and over the ridge to his still. He always went different ways so that he would not leave a path to his still. He needed three of his barrels of shine, but now Maud could only carry two at a time, so it took him and Maud two trips to get the barrels of shine back to the T.

Moonshine Mike got the three barrels of shine tied and headed out across that new cattle gap and crossed the creek. A little bit after crossing the creek he noticed that the steering did not feel like it did before crossing the creek. Moonshine Mike stopped and went around the front of the T and sure enough the left front tire was flat. He sure was glad that Trader Jim talked him into getting that extra wheel, but he told Trader Jim that he wasn't paying any more to get that little bitty jack, but now he had to get that wheel off the ground so he could put the extra wheel on. He looked around in the woods and found a dead limb about the size of his arm and about eight feet long. He got a big rock and put it near the axle and using the limb he raised the wheel off the ground, but when he turned loose of the limb the wheel went back down on the ground. Now what? Moonshine Mike got another big rock, pushed the limb back down and pulled the rock over the end of the limb and the wheel stayed up in the air. He got the wheel changed and off he went over the mountain and got his deliveries made. Because he was about a week early in his run, he did not have any empty drums to take back this trip which turned out good because on his way back, guess who he ran into. As Moonshine Mike went over the last ridge before getting to the creek there on top of the ridge was Sheriff Josia sitting on his big bay horse. They say that the big bay horse was the fastest horse this side of the mountain. Well, Moonshine Mike and Sheriff Josia had known each other and been friends since going to school and graduating sixth grade at the same time. That is all the schooling either one had.

Sheriff Josia had been looking for Moonshine Mike's still since he was elected sheriff about three years ago. Moonshine Mike was sure glad that he had not let anybody know where his still was, especially now that his friend Josia was the sheriff. They spoke their howdies and as Sheriff Josia started to turn he said "One day I will find it." Moonshine Mike just chuckled and the both went on their way.

You see, Moonshine Mike actually got his nickname when he was about six years old. There were two thoughts on how he got that nickname. One was that Mike like to get his mule and go riding at night when the moon was full. When Mike would gallop by Josia's house, Josia's ma and pa would look out the window and see what looked like Mike and his mule galloping right into the full moon as he topped the ridge. Josia's pa would often say, "Just look at the boy running right into that shining moon". The other was from the time he got mad at his second grade teacher and mooned her. After his pa shined his moon with his shaving strap he never did that again.

The End



Chaplain's Report

By **Dom**- our club's Chaplain

Chaplain's Report


4/02/21

There was a sympathy card sent to Anita Owen on 4/02/21 on the passing of her husband, Charlie.

"For God so loved the world, that he gave his only begotten Son, that whosoever believeth in him should not perish, but have everlasting life." John 3:16 KJV.

The entire Gospel comes into focus in this verse. God's love is not static or self-centered; it reaches out and draws others in. Here God sets the pattern of true love, the basis of all love relationships. When you love someone deeply and dearly, you are willing to give freely to the point of self-sacrifice. God paid dearly with the life of his Son, the highest price he could pay. Jesus accepted our punishment, paid the price for our sins, and then offered us the new life he had bought for us. In this Easter season let us remember God's love and share it with one another.

The Tennessee T's club is a member of both the MTFCA and the MTFCI. Most of our members are also members of both associations that help preserve our hobby and our historic old cars.



***If you are able,
please join these
national clubs***

WANTED

I am building a Speedster and I need a 26-27 metal firewall. I don't need the cowl section. At this point, it doesn't matter if the firewall is for a Coupe, Tudor, Fordor, etc. Please contact me if you have one. Brent Coil
brentcoil@msn.com .

19TH ANNUAL KARS4KIDS

PROCEEDS BENEFIT THE KIDS SUMMER ACTIVITY PROGRAM
TENNESSEE BAPTIST CHILDREN'S HOMES, BRENTWOOD

SATURDAY, APRIL 17, 2021

"NEW SHOW LOCATION"



TOP 50 PLUS SPECIALTY AWARDS

JOIN US AT THE ELKS LODGE #72, IN FRANKLIN TN
485 OAK MEADOW DRIVE



(OFF S. ROYAL OAKS BLVD, JUST SOUTH OF HWY 96)

REGISTRATION \$20 ON SITE - 8AM TO NOON

AWARDS BY 3:00



CONTACT: PAUL COLLINS PCOLLINS@SULLIVANENGINEERING.COM 615.642.5822

THANK YOU FOR YOUR CONTINUED SUPPORT!



WWW.KARS4KIDSNASHVILLE.COM

ALL VEHICLES WELCOME



Model T Ford **TRIVIA**

Question:

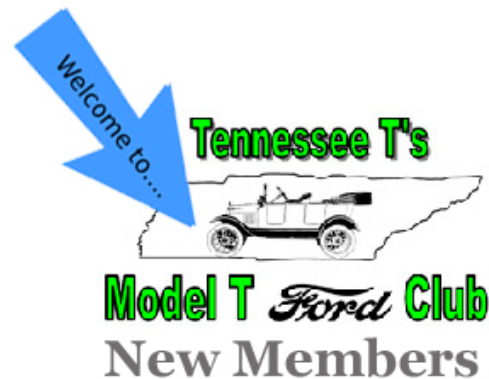
What years were the Model Ts
all black and why?

See answer on the final page

Note: if you have a good TRIVIA Question, please send the question (and proof of the answer) to the editor.

READY TO JOIN OUR CLUB ?

[New member application.. see our website](#)



Sorry, no new members to report
since the February Newsletter

Thanks, Paula Gember, for sharing these photos of "Charlie being Charlie"!



CHICKASHA

Pre-War Swap Meet

where the east meets the west



Attending Tennessee T's members **George Akin** and **Milt Roorda**. With them is Kevin Prius. Had a great time. Lots of good rust to choose from!

Note from the editor:
Special thanks to
Paula Gember
for submitting this
article

-More pictures from Paula are on the next page-

-continues from the previous page-



Chickasha Gathering: Milt Roorda, Theton Ogle, Rosemary Roorda, Doug Hauge, & Ruxstell

The Oklahoma weather was brisk and the Chickasha crowds were small, but this motley crew got together and enjoyed catching up with one another. The last time they had all been together was during the Ocean-to-Ocean Endurance Run in 2019.



Doug Hauge's dad, Bob, channeling Bob Marley as he checks out Milt's (1911 Torpdeo)

Best wishes to Bob who celebrated his 93rd birthday a few days earlier!

Announcing:

THE GENTLE HILLS TOUR 2021

Where: In the Southern part of the Highland Rim, Fayetteville, TN

This tour has an emphasis on the roads we travel, and the scenery we see, the rolling hills, the pretty old farm homes, and animals we see as we travel.

Contact: billrobinson1926@gmail.com

**Ricky, our club President,
will be sending more
details will be coming to
your email soon**



Re: Another Writing

By Ramona Akin

You teach me kindness
by showing me patience.
I'm inspired to be faithful
because of Your love.

I seek to be like you
tenderhearted with mercy,
always seeking Your wisdom.
Light my path with Your grace.

And when self-control evades me
Once again hold me close
to ease the inner turmoil
so I will find self control.

So that once again I will
Marvel at your unfailing love
that affords peace as I go
to find joy in the morn.


My favorite Springtime photo

In my time spent as the newsletter editor, the picture of **Big John Ohlrogge** enjoying the beautiful blooming Buttercups (daffodils) near his home in Kentucky.

This photo was borrowed from the April 2019 newsletter-Bill.



THE TENNESSEE T'S TREASURER'S REPORT BY CONNIE PLANK



Treasurer's Report – April 2021

Starting Balance (02/01/2021)..... \$7,559.10

Total Deposits – 2021 Dues..... 170.00

Total Expenses – Refund *..... -5.00

Ending Balance (03/31/2021)\$7,724.10

*Refund of Overpayment of Dues \$5.00

For Sale

**1926 Model T Touring Car
Near Athens, Alabama**

For questions contact:

Jerry Tomlin

256-206-2868

Teegardener153@gmail.com

It does run, very good driving car. The main thing I liked about the car is it is all complete an original. All the wheels and tires are very good. Tool box on pass. running board is original with Ford tools included. I have had an issue with the ignition switch, but I have another I have not got to that issue yet.

I would be glad to answer questions or send more pictures if you would like.

Thanks



Would Wood be Good

by Phillip Lee

Not long after getting Tinker T home, I thought it would be a good idea to change the bands. But which bands should I use? I did lots of reading on the T forum and other sites about the pros and cons of the different bands such as kevlar, cotton, scandinavian and wood. Because I was not an experienced Model T driver, I decided that I should go with wood bands. I have read that the kevlar bands are not very forgiving and cotton makes lots of lent.

On the 1927 Ts, the bands have removable ears and I have read that they can be changed without removing the hogshead and they also have a wider brake band and pedals. I put my order in for a set of wood bands for my 1927 Roadster Pickup. When I removed the transmission cover I saw that all three drums looked the same size. Did some of the 27 transmissions come with the narrow brake band and narrow pedals? I asked that question on the forum and got a resounding NO. It was suggested for me to check the serial numbers on the frame and engine. I did and the serial numbers did not match. The frame serial number showed that it was made in 1927, but the engine serial number showed that the engine and transmission were made in 1920. I had already soaked the wood bands in transmission fluid so I could not return them. I also found that I could not order just one band. Being a frugal shopper, I thought I would try cutting the wide band down to the size of the narrow bands. I put one of the narrow bands up to the wide band and determined that if I cut about 1/8" or so off each side of the wide band that it would match the narrow bands perfectly. I used the band saw to cut equal amounts from each side then sanded the edges smooth and I could not tell the difference in the three bands. I thought I did a great job of that, being a new T owner.

Now to get the bands out of the transmission. I removed the cover then packed rags in each side of the drums, (suggestion from the T forum) removed the nuts, washers and springs, then I removed the ears with no problem. I pulled all the rags back out and I then tried working the brake band toward the rear of the transmission. I finally got the brake band out. The reverse band I let slip too low and try and try I could not get the reverse band unstuck from under the drums. So I stopped, got my cup of coffee, sat down and pondered my dilemma, I decided to remove the hogshead. Do not let anyone tell you that the hogshead cannot be removed with the engine still in the car. It can, but boy is it a tough, back breaking job and not something I want to do again. Once I finally got the hogshead off, with most of my knuckles in tack, the brake and low bands came out pretty easily. I then drilled all the rivets out of the three bands and riveted the wood bands to the steel bands.

-continued from previous page-

You can be sure the rivets are not steel by using a magnet, if the magnet attracts them, do not use them. I then put the bands back in the transmission and used wire to hold them in place. While I was there, I tightened the 3 bolts for the clutch pack a little bit just to be on the safe side. I installed the long felt seal with some silicone on each end to keep the ends in place. One of the hardest parts was getting the yoke for the clutch in the right place. After a few expletives and a couple bleeding knuckles, the hoghead finally went into place. I usually drop nuts and washers at least two or three times when I am working in tight places. I had read on the T forum that you could use dental floss to tie on the washers and nuts so that when you do drop one you can retrieve it easily. With using the dental floss this was the first time I did not drop one washer or nut (it must be a mental thing). I adjusted the three bands per instructions then poured oil on them, reinstalled the cover plate, checked the oil, started the engine and took Tinker T for a spin. I like the wood bands because they engage smoothly and with no chatter. I have adjusted the bands two times in the past year or so. I really cannot compare driving the wood bands with other bands because I do not have any experience with the kevlar or cotton bands, but I do like the wood and when I need to replace them, I will use wood again.



Note from the editor:
Special thanks to
Phillip Lee
for submitting this article

For Sale

1927 Ford Model T Roadster with aftermarket wood pickup bed
Car has the following equipment:

- Z High compression head with 1/2" spark plug holes
- Delco 12 volt alternator
- Near new flat tube radiator
- Ruckstell with standard ratio rear end
- Hidden turn signals with LED lights
- Ford rear hydraulic disc brakes
- 280 Stipe cam shaft
- Kevlar bands
- Aluminum pistons
- Wire wheels with 4 brand new tires and tubes (spare wire wheel with older tire)
- Rear chrome two bar bumper

This was our primary touring car for many years. It has been on many national and local tours.

Need garage space to make room for recent 1930 Model A coupe purchase is the reason for selling.

\$9,500.03

Contact Tom Moorehead

tomlindatwc@gmail.com

Cell 502-553-9592



BOOGER... IN THE PAN!

Thank you Suzi for taking care of me during my week-long re-cuperation period after the loop on my bootlace got hung on the caster bolt of my shop stool!



Once the loop hung the bolt, my foot moved the stool to a point that it got hung up between both legs, which caused me to trip. My hands were too concerned with protecting my head from the radiator and headlight bar that my head was heading for, thus there was not much concern for the right knee-cap that was headed for the concrete floor. Ouch! That hurt!

Anyway, the threaded portions of all 4 casters are now in my scrap pile.



Thanks again, Suzi!

By Bill Robinson, editor

Tours and Events

Date	Event (Tennessee T's events are bold)
	Note: contact the event host before making plans to attend. Many events lately get cancelled due to Covid-19.
April 17, 2021	KARS4KIDS 17th Annual Car Show-485 Oak Meadow Dr, Franklin, TN. Contact pcollins@sullivanengineering.com
May 14-15, 2021	Mid-Atlantic Pre-War Swap Meet- Luray, VA. dennis@fairviewnet.com
May 21 -22	Tennessee T's Gentle Hill Tour 2021, Fayetteville, TN, Best Western, 931.433.0100 for reservations
June 3-5, 2021	20th annual "Show Me" Tour, Lebanon, MO. karollee@sbcglobal.net or SternbergP@missouri.edu
July 10, 2021	Drive and Park Day in historic Cumberland Gap TN. Contact John or Geri for details: geriravnum@hotmail.com
July 9-14, 2021	MTFCA National Tour, Spokane, Washington- gbluffcider@yahoo.com
July 18-23, 2021	64th MTFCI Annual Tour, New Philadelphia, OH. See the Jan-Feb, 2021 Model T Times for details

In a few weeks, the Tennessee T's will host a tour leaving from Fayetteville. This tour resembles a tour that we ran back in 2012, and a few of the stops are still in business today.

One of the stops that we made was in Delina Crossroads. We must have made an impact because we made the local newspaper.

Read about our stop- [click here](#)



Hey, we tour
the whole
dang state!
And then some!

TRIVIA answer

1914 to 1925, the Model T came only in black. <http://texastparts.com/mm5/manuals/ModelTFordPaintColors.pdf>

Special thanks to the following for contributing to this issue of the newsletter:

Phillip Lee, Paula Gember, John Ohlrogge, Ramona Akin, Alan Keckritz, Tom Morehead, Brent Coil, Jerry Tomlin, and our officers for their reports.

**FULL TIME COLLEGE STUDENTS
CAN JOIN DUES - FREE**

BOOGER... IN THE PAN!

Find something in your old car that is not supposed to be there? Let us all see your find!

Here's how:

Write a short article and tell our club members about what you found. Send pictures to the editor. tennesseets@hotmail.com

If you have not found the **TECH PAGE** on our website, then pay it a visit. There are many good articles posted that can help out on your next project. Also, if you write an article, send it to the newsletter editor for consideration.

Don't forget- Big John makes beautiful, hand-crafted wooden steering wheels.

bigjohn331958@gmail.com

**THANK YOU TENNESSEE T'S
THANKS FOR THE PICTURES
AND ARTICLES THAT YOU
SUBMITTED THIS MONTH. I
CAN'T TELL YOU HOW MUCH IT
HELPS ME WHEN YOU
WRITE THE NEWSLETTER.**

*Bill Robinson,
newsletter
editor*

Visit our website for previous newsletters, tech tips, photos from previous tours and events, etc:
<https://tennesseets.weebly.com/>