



Editor- [Paul Gierow](#) with assistance of [Bill Robinson](#)

Be sure to visit our club's website

<http://tennesseets.weebly.com/>

A Message From Ricky Williams,  
Our President



Greeting's Model T'ers,

Spring is just around the corner, the grass is getting green, the trees are budding and it is time to wake those T's up from there winter nap. I started a couple of mine last weekend, and took them for a ride. I am going to try to start a couple more this weekend.

What a year it is shaping up to be! I'm headed to Chickasha, Oklahoma in a couple of weeks for the pre-war swap meet, then the following weekend we go to Las Vegas for the MTFCA membership meeting followed by, at last count, five tours and several more meetings.

Vandy and I, and a few of our Tennessee T members, are going to the Covered Bridge Tour in Richland, Indiana in September. If anyone wants to go, it's a really fun tour and it's always good to meet up with our Model T friends while on tour. If you haven't gone on this tour before, then this would be a great year to go.

If you are like me, you go outside when the weather starts breaking in the spring, and you look around your shop and see all the projects you didn't get finished last year. Then, you look at your yard and see all the leaves and limbs that have fallen over the winter. Finally, you look at your house and see all the maintenance you need to do, so you decide it's time to take a ride. As I always say, "Never do today what you can do tomorrow." So, get those cars ready and let's go riding.

I could really use some help with tours this year. Please think about hosting a tour in your area, and I will be happy to help with any details. Let me know if you are interested. We are only a club if we all participate.

Happy T'ing

Ricky

# Club Officers

**President-** Ricky Williams  
Humboldt, TN  
731.618.0207  
[rwilliams@humboldtministorage.com](mailto:rwilliams@humboldtministorage.com)



**Vice President-** Dennis Plank  
Humboldt, TN  
731.616.6609  
[daplank@bellsouth.net](mailto:daplank@bellsouth.net)



**Secretary-** Vandy Williams  
Humboldt, TN  
731.414.9085  
[vandy1311@yahoo.com](mailto:vandy1311@yahoo.com)



**Treasurer-** Connie Plank  
Humboldt, TN  
731.313.1496  
[csplank@bellsouth.net](mailto:csplank@bellsouth.net)



**Chaplain-** Don Demio  
From Tennessee



# Tours and Events

Contact Ricky Williams, our club President, if you have a tour or event planned to be sure the date is still open.

Date	Event (Tennessee T's events are bold)
➔	<b>Note: contact the event host before making plans to attend.</b>
March 17-18, 2023	Chickasha Swap Meet Chickasha, OK
June 3, 2023	Homecoming at the Model T museum Richmond, Indiana
JULY 16-21, 2023	MTFCI 66th Annual Tour Baraboo, WI
June 16, 2024 - June 19, 2024	MTFCA 2024 National Tour: Palm and Pine Trees National Tour- San Diego, CA San Diego, CA

INDEX	
President's Page	pg 1
Officers & Tours & Events	pg 2
Chaplain's Report & Treasurer's Report	pg 3
Trivia question	pg 3
Paula and Marks Adventures	pg 4
Booger in the Pan	pg 6
Moonshine Mike	pg 9
Antique Engine Show	pg 13
New Member & Trivia Answer	pg 14
New Member Application	pg 16



**The Tennessee T's club** is a member of both the MTFCA and the MTFCI. Most of our members are also members of both associations that help preserve our hobby and our historic old cars.

**Chaplain's Report March 2023**  
**By Don Demio, Tennessee T's**



There was an Encouragement card sent on 1/24 to Eddie Clark who is dealing with health issues and a Sympathy card went out on 2/22 to Jana Swann after the passing of her husband Charlie during this most recent reporting period.

Should you experience or become aware of one of our members experiencing a death in the family, hospitalization or serious medical issue, please inform one of our club officers if you wish us to support you.


**Proverbs 22:6 (KJV)**

**Train up a child in the way he should go, And when he is old he will not depart from it.**

While most of us have grown children, we can be a positive example to all who cross our path. Doing so by setting this example is doing His work. Don't pass up the opportunity to be the one to "TRAIN UP" others.

**Treasurer's Report**

**The Money Bucket**  
 submitted by **Connie Plank**,  
 Club Treasurer



<b>Starting Balance (12/31/2022)</b>	<b>\$8,050.02</b>
Total Deposits *	\$185.00
Total Expenses **	
<b>Ending Balance – (2/28/2023)</b>	<b>\$8,235.02</b>
<b>* Total Deposits</b>	
Dues	\$185.00
<b>** Total Expenses</b>	
none	

**Model T Ford**  
**TRIVIA**

Question#1:

When did Ford Motor Company set up its own coil-manufacturing department at the Highland Park factory ?

answer on pg 14



***Last year, Mark & I did a LOT of touring. I took ~year break from posting any videos to focus on other priorities. SweetTing is back!***

**Here are the links to the videos I recently posted for the 2022 Winter Tour held March 5-9, 2022 :**

- Day 1: <https://www.youtube.com/watch?v=la0LhYqRdTk>
- Day 2: <https://www.youtube.com/watch?v=CPZnoAhP5Ns>
- Day 3: <https://www.youtube.com/watch?v=-PBrgAx5S4c>
- Day 4: <https://www.youtube.com/watch?v=Om89P4TxHtM>
- Day 5: <https://www.youtube.com/watch?v=patGhEPHGt0>

**I have a lot of catching up to do on the other tours we attended last year. Stay tuned for more updates**



**If you like what you see, please give the video a thumbs up or leave me a comment.  
Happy T-ing y'all – Paula Gember**





**Can you identify the Tennessee T-ers captured in these photos? Be sure to check out the videos I recently posted of all the fun we had & exciting places we visited on the Model T Ford Winter Tour held March 5-9, 2022**



# SHIMMY / WOBBLE / DEATH WOBBLE or whatever you want to call it


by Bill Robinson

**Most of us has had it happen to our Model T. If not, just wait 'cause it's 'acoming!  
So, how do we stop it?**

Most of us go to the Model T Ford Service Manual, and follow the suggestions, by replacing the spindle bushings, setting the caster and camber, and the following the other procedures listed under "axle". And sometimes, we get lucky and the cause for the shimmy is cured without getting into making repairs to the steering column.

For me, that's the way I've done it on my cars, friends that I have helped, and performing the axle repairs and adjustments have worked. But, on my 1927 Tudor the shimmy started by surprize one day when I let a friend drive it, I know that he didn't believe me when I said, "David, it's not been doing that before today". But really, it hadn't had the shimmy since I rebuilt the front axle with the kit that I had bought from Dan Hatch.

The next day, I rolled under the front end of the car and Suzi helped by moving the steering wheel back and forth. I looked at the drag link, tie-rod, spindles, wishbone, and everything looked good-as-new with no "play". But when I inspected the steering bracket, which had not been rebuilt, I could see a small amount of movement, or play, between the internal brass bushing and the steering shaft.



STEERING BRACKET on a '26/27 Tudor. There are slight differences on older cars, and Fordors.

The STEERING BRACKET BUSHING is a press-fit into the bracket.

THINGS you need to know:

1. These bushings are available at our normal Model T parts vendors. They are not made to fit, due to wear on the steering shaft. Each bushing must be adjusted to fit each car according to wear.
2. On my latest installation the O.D. was a good snug fit. No metal removal was required to achieve the required press fit.
3. The I.D. of the of the bushing was made so the steering shaft will insert through the bushing with no excess clearance. **Excess removal creates SHIMMY.**
4. Achieving a good fit is a tedious process for the average Model T owner. It's a tedious job, but not difficult. Be patient, be persistant, and go slow. **If you remove too much material, you'll have to get another bushing and start all over.**

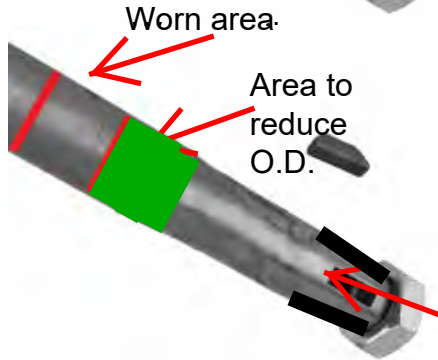
This can be performed by either removing the entire steering column from the car, or my choice was to remove the pitman arm, leave the column in the car, loosen the nuts that attach to the cowl/firewall. After removing the pin from the Spark Rod Lever/Arm, then remove the lever/arm itself and slide the steering bracket from the shaft & 2 rods.

I left the column in the car.



### PREPARE the steering shaft

- Start by determining how much metal has been removed due to wear on the steering shaft. If there is a shoulder, metal must be removed so that the O.D. of the shaft is reduced to the O.D. of the worn portion where the original bushing fit.



- Using a strip 220 grit emery cloth, sand the GREEN portion of the shaft, between the taper and the worn portion (green), so that the unworn portion of the shaft matches the size of the worn portion. Be careful and DO NOT sand the tapered area where the drag link is attached.

Tapered area- don't reduce-  
This is where the pitman arm fits!

It's now time to press the bushing into the front end of the steering bracket (on a '26/27 other year models will be different- some older cars have 2 bushings). Once the bushing is installed over the "tapered portion", start fitting the bushing to the shaft so that once it is riding in the "wear portion", and the fit is such that there is no excess removed from the inside of the bushing. Be careful and don't remove too much material. This is important!

First, let me say this, the ideal tool for fitting the I.D. of the bushing to the steering shaft is a Sunnen Honing Tool, which most machine shops own. The Sunnen tool would be simple, fast, and easy to make the parts fit- for an experienced machinist. But, if you prefer to perform the fitting yourself- this is how I did-it-myself.

Step 1- Take some measurements with calipers to get an idea how much material must be taken off of the bushing- both O.D and I.D. On the one I just did, nothing had to be removed from the OD. It would slide into the steering bracket with only slight pressure. I applied some Permatex Sleeve Retainer to the parts and allowed the recommended set-up time. Seems to have done its job,

Step 2- Once you have gotten the green in pic area of the column reduced in size to match the worn portion of the column, then it's time to fit the I.D. of the bushing to the O.D. of the shaft. The goal is to fit the bushing to the shaft so that the bushing will slide on, but with no excess play. Some may call this a "sliding fit". It is snug sliding and rotating, yet with a little lube and it will rotate freely.

Step 3- It's now time to re-assemble what was taken apart from the beginning. Install the bracket on the steering column. Don't forget to put the throttle & timing rods in the correct holes that are in the bracket. Re-mount the steering column in the car if you removed it.




This is the old bushing. I used a punch. From the side nearest the driver I was able to have the punch grab the inner edge of the bushing and tap it out towards the front.



Start by cutting the new bushing to the length of the old bushing. Then measure O.D & I.D. and compare to the shaft sizes after any adjustments were made to the shaft.

2" wide  
#220 emery  
cloth /  
Crocus cloth



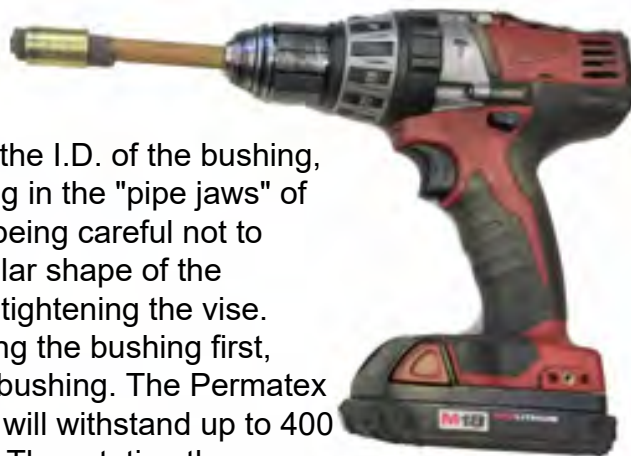
1/2" wooden  
dowel- with a saw  
cut a slot into the  
end, insert the  
emery,



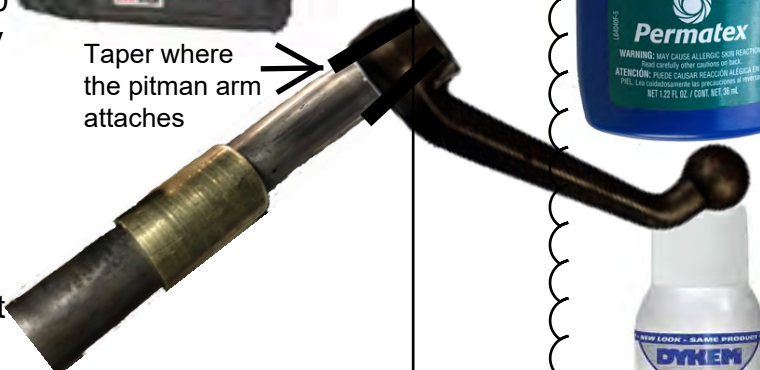
and manually  
wind onto the  
dowel. Get it  
tight.



When I re-sized the I.D. of the bushing, I held the bushing in the "pipe jaws" of my bench vise- being careful not to change the circular shape of the bushing by over tightening the vise. Consider installing the bushing first, then re-size the bushing. The Permatex Sleeve Retainer will withstand up to 400 degrees of heat. The rotating the emery cloth will get the bushing 'hot' but now I know the heat is not excessive to anything except the mechanic's fingers. Again, do not remove too much material from the bushing. Remove just enough that the bushing will rotate on the steering shaft by hand with lubricant applied to the shaft.



Taper where  
the pitman arm  
attaches



Two products that I found to be helpful were Permatex Sleeve Retainer- the top image, and the bottom image is Dykem Steel Blue Layout Fluid- which is a blue dye that helps in locating high spots in the bushing.

**Have Fun!**



# Moonshine Mike's Coon Hunt

(Giving a Coon the Finger) by Phillip Lee

Ma and Pa were talking and sipping coffee at the table after finishing another big breakfast of bear steak, potatoes, gravy and biscuits. Ma asked, "Pa, do you think Running Waters would make me a coat out of that bearskin that is hanging out thar on the barn?" Pa answered, " Well Ma, I'm purty shore he would, but it might cost a bunch. Last time he made something, I had to give him more "shine" that he and three of his cousins could drink in one sitting, but I'll talk to him next time I take a load of "shine" to Trader Jim's. Speaking of that, I better get to the still soes I kin finish that run of "shine" fer Trader Jim."

Moonshine Mike loaded some supplies in the T and headed out. On his way to the still, who do you think he came across? None other than Sheriff Josia on his big black steed. The sheriff preferred his horse over his Model T Fordor because his horse rode better over the rough roads. Sheriff Josia said, "Good morning Mike, what are you up to on this brisk morning?" Sheriff Josia and Moonshine Mike went to school up to the fifth grade when Moonshine Mike dropped out to work and Sheriff Josia refuses to refer to him as Moonshine Mike. Moonshine Mike answered, "Just out for a ride. What are you doing in this neck of the woods, Sheriff?" Sheriff Josia said, "Like you Mike, just out for a little ride.

How are the Misses and kids?" Moonshine Mike answered," Kids are sassy and May Belle is feisty as ever." Sheriff Josia had dated May Belle as a teenager and with a knowing grin said, "Know what you mean, Mike, be seeing you again real soon." Off they went on their separate ways, but Moonshine Mike stopped around the curve to see if the sheriff was trying to follow him. After a few minutes no sign of the sheriff, so on to the still to make a run of "shine" for Trader Jim. After completing the "shine," Moonshine Mike headed to Trader Jim's. With no sign of Sheriff Josia, the trip to Trader Jim's was uneventful with the exception of almost getting run over by a big bear chasing a little deer.



After making the "shine" delivery to Trader Jim's, Moonshine Mike said to Running Waters, "May Belle wants me to ask you if you would make her a coat out of the skin from the bear she kilt that was raiding her chicken coop when we were on our hunting trip." Running Waters answered, "You come see cousins with me, we talk. Cousins want more firewater." Moonshine Mike agreed so off went Running Waters on his pony at a gentle lope followed by Moonshine Mike in the T. Three of Running Waters' cousins were sitting outside of their lodges.

Running Waters slid off his pony and talked with his cousins then turned to Moonshine Mike with his fingers spread and holding his hand high in the air said, "You bring um five jugs firewater and me make coat for squaw." You always gotta bargain with these injuns thought Moonshine Mike as he held up three fingers and said, "Too much, bring three." "No, you bring um four and tell story to cousins about giving coon finger," said Running Waters laughing while pointing at Moonshine Mike's right hand. "Okay Running Waters," replied Moonshine Mike, "I will give y'all four jugs and tell story, but I want extra good job on bearskin coat for May Belle." Running Waters looked back at his cousins for their look of agreement, turned back to Moonshine Mike and nodded agreement and off went Moonshine Mike. When Moonshine Mike got home he took three jugs of "shine," cut it 1/3 to make four jugs, loaded the "shine" in the "T", got the bearskin off the barn wall and told Ma the deal he had made with Running Waters and headed back to the Indians.

When Moonshine Mike got back to the Indians, Running Waters, his cousins and about fifteen or twenty Indians were sitting outside their lodges around a big campfire. Running Waters said to the gathered Indians, "Many moons ago this paleface had big trouble with coon." Running Water turned and said to Moonshine Mike, "Now you give firewater and tell story about giving coon finger."



Moonshine Mike got the four jugs of “shine” out of the “T”, gave it to the Indians, stood and reached for the sky and said, “Many moons ago a band of palefaces went on a deer hunting party. We stayed at a place we called Coon Creek Hunting Lodge. Running Waters helped us build the lodge like the lodges here. We could not go in our horseless carriages because the trail was so narrow and rough that you could only reach Coon Creek Hunting Lodge on foot or horseback. We planned to go deer, turkey and coon hunting because we wanted to make our papooses coonskin caps. Rocky Blossoms and Willie Hobins rode their Tennessee Walking Horses, Latin Hawker rode his little saddle pony, Raul Herock, Lorge Bakin and I rode our mules. Boy, you should have seen Lorge's big, old ugly spotted mule, it came up to my nose and had a backbone skinny as a tee-pee lodge pole.

Lorge did not have a saddle so he used a burlap blanket and always complained about having a sore backside.”

The Indians roared with laughter and slapped their backsides because they knew that palefaces could not ride like they could. Moonshine Mike continued, “After we all had gotten to Coon Creek Hunting Lodge, Willie noticed that he had somehow lost his hunting rifle out of the saddle holster and ole Willie almost started crying. Rocky fell off his horse laughing at the look on Willie’s face and sprang his right wrist. Raul was laughing at them both and stumbled backward over Copper and fell down making his pistol fire scaring Lavin’s pony.



That little ole pony reared and across the creek and through a brier-patch they went. I did not know that little pony could move that fast, especially through the creek water and all those briars. It was a while later that Lavin and his pony came splashing back across the creek. Lavin was hatless and his shirt and leggings were badly torn. His pony was scratched up and one stirrup was missing from his saddle. At that time, I was the only one at Coon Creek Lodge in the same shape as when we left our homes.” Pointing at Moonshine Mike and laughing, Running Waters said, “This paleface tell funny story.” Looking at Moonshine Mike, Running Waters asked, “You tell more now?”

Moonshine Mike continued, “After hunting for a couple of days, we had killed two deer, three rabbits, one squirrel and a skinny turkey. We still planned to go coon hunting because we wanted to make our papooses coonskin caps. We had a pow wow and decided it was time to go coon hunting the next night. So, shortly after eating supper of deer, rabbit and squirrel stew and turkey we set out with Copper, my Red Bone coon hound, and Mint Julep, Raul’s little beagle. After about fifteen minutes or so, we heard Copper’s baying and I knew he was hot on the trail of a coon. The yelping of Mint Julep was a little strange, but that was Raul’s prize beagle pup, so we did not laugh very loud. It wasn't long before Copper had that ole coon treed.

## Moonshine Mikes continued adventures...



I could tell because of the way he was baying. When we got to the dogs we could see with our carbide lamps that the coon was way up a big oak tree, so we threw knives at a knot in the tree to pick the paleface that would climb the tree and make the coon jump out of the tree. The paleface who's knife was the farthest from the knot was the one to climb the tree and try to make that ole coon jump. Rocky lost the knife throwing contest by completely missing the tree. It took us all to finally find the knife. You should have seen Rocky trying to get started climbing that oak tree. He fell back to the ground three times before he got past the first limb. We were all rolling on the ground laughing as Rocky worked his way up toward the coon. When Rocky finally reached the coon he said nervously, "That thar is the biggest coon I done ever laid my eyes on." Raul said, "Well if you can't make him jump, I'll try to shoot it." "Don't shoot, I'll make him jump," shouted Rocky. That ole coon was growling and spitting at Rocky as he broke off a limb and poked at the coon. Finally the coon had enough of Rocky poking him and jumped down.

When that coon hit the ground Mint Julep was first to reach him, one big slap of the coons paw sent Mint Julep yelping and scampering back to Raul. About that time, Copper and the coon tangled. They were both growling, howling and going round and round with fur flying. I thought that big ole coon was killing Copper so I reached in and grabbed that coon's tail and yanked him out of that fight. The big ole coon turned and ran up my arm and ended up on top of my head." The Indians were laughing so hard at the image of a coon on top of Moonshine Mike's head that that tears were rolling down their faces. Moonshine Mike continued, "Copper came right after that coon and hit me right smack in the middle of my chest knocking me flat on my back.



## Moonshine Mikes continued adventures...

Then there were three of us going round and round on the ground, me, that big ole coon and Copper. Willie stepped up and grabbed Copper by one of his back legs and Copper thought another coon had him. Copper turned around and bit down on Willie's leg. It was a good thing that Willie had on his knee high boots or he would have had Copper's teeth digging into his calf. Willie went stumbling backward and Copper let go of his leg and jumped right back in the fight. I shouted, "Somebody shoot this thing." I heard someone holler, "I might shoot you." I hollered back, "Just shoot in amongst us, one of us gotta have some relief." I heard a gunshot and things settled down real fast. I rolled over and there lay Copper and that ole coon. After what seemed like hours, but was only a few seconds, Copper moaned and got up. The noise from the gunshot had scared Copper stiff for a few seconds. That ole coon was lying on the ground with something hanging out of the side of his mouth. I stood up and looked around and everyone was real quite. Rocky was hanging onto a limb up in the tree, Raul was sitting on a rotten log with Mint Julep shaking and sitting in his lap. Lorge was standing with a smoking gun. Lavin was standing there by him and his face was white as fresh snow.

Latin looked at me and asked, "What's that hanging out of that thar coon's mouth?"

Moonshine Mike said, "Hey, that looks like my little finger!" Moonshine Mike held up his hand and excitedly said, "Look, my little finger is gone. That ole coon done took my little finger!"

And that is how Moonshine Mike gave the coon a finger.

*Up and Coming - Show that some of our Members will be attending..come join us!*



# **GILES COUNTY ANTIQUE POWER**

**Elkton City Park • 370 Baugh Road, Elkton, TN**

**ANTIQUE FARM MACHINERY SHOW ON  
April 1, 2023 - FREE ADMISSION**

**FEATURING HORSE DRAWN EQUIPMENT**

**ALL TYPES OF ANTIQUE TRACTORS, MACHINERY, GARDEN TRACTORS,  
GASOLINE ENGINES, VINTAGE CARS & TRUCKS WELCOME.  
VENDORS OF ARTS & CRAFTS AND TRACTOR PARTS WELCOME, AT NO CHARGE  
CAMPING SPOTS LIMITED.  
RESTROOMS AND CONCESSIONS AVAILABLE ALL DAY.**

**EVENTS**

<i>PARADE OF POWER</i>	<i>PEDAL PULL CHAIN IN BOX</i>	<i>LADIES SKILLET THROW SLOW TRACTOR RACE</i>
------------------------	------------------------------------	---

**CHILDRENS GAMES ALL DAY**

**TROPHIES FOR OLDEST TRACTOR • ENGINE • TRUCK • CAR  
• FARTHEST TRAVELED WITH EXHIBIT**

**ITEMS TO BE AUCTIONED. DOOR PRIZES GIVEN AWAY AT 2 P.M.**

**\*DONATIONS WELCOME\***

\*NOT RESPONSIBLE FOR ACCIDENTS TO SPECTATORS OR PARTICIPANTS\*

Scott Ellis  
(931) 625-6458

Ritchie Hopkins  
(931)309-8784

Barry Ingram  
(931) 638-6431



Charlie Swann from Unionville, TN passed away. Charlie and his wife Jana have been members of our club since 2001 and have attended almost every tour and event that we've ever had. He will be greatly missed.



Please Notify the Editor for any illnesses or deaths within the club



## New Members

*The Tennessee T's need some new Members to carry on the fun of driving a Model T! ...much like Phillip Lee's grandchildren....*

### TRIVIA answer

#### Answer to Question #1-

Sometime around the month of May 1914 the Ford Motor Company set up its own coil-manufacturing department at the Highland Park factory



**FULL TIME COLLEGE STUDENTS  
 CAN JOIN DUES - FREE**

**BOOGER... IN THE PAN!**

Find something in your old car that is not supposed to be there? Let us all see your find!

**Here's how:**  
 Write a short article and tell our club members about what you found. Send pictures to the editor. [pgierow@tennrose.com](mailto:pgierow@tennrose.com)

If you have not found the **TECH PAGE** on our website, then pay it a visit. There are many good articles posted that can help out on your next project. Also, if you write an article, send it to the newsletter editor for consideration.

**FACEBOOK**

For those members who don't already know it, the Tennessee T's club now has a Facebook page that is hosted by Ricky and Vandy Williams. To find it click on the link **FACEBOOK** - Where it says "search Facebook" type in Tennessee T's.

Please leave comments, videos, pictures, etc to let Rick and Vandy know that their efforts aren't wasted

# MEMBERSHIP APPLICATION

for  
**TENNESSEE T'S, INC.**  
Model T Ford Club

Name \_\_\_\_\_ Spouse \_\_\_\_\_  
Birthday \_\_\_\_\_ Birthday \_\_\_\_\_  
Anniversary \_\_\_\_\_  
Email \_\_\_\_\_ Email \_\_\_\_\_  
Cell Phone \_\_\_\_\_ Cell Phone \_\_\_\_\_  
Address \_\_\_\_\_  
City \_\_\_\_\_ State \_\_\_\_\_ Zip \_\_\_\_\_  
Home Phone \_\_\_\_\_

**ANNUAL MEMBERSHIP DUES: .. \$20.00**  
**Due By:** ..... *January 1st / each year*  
**Make Check Payable To:** ..... **Tennessee T's, Inc.**  
**Mail To:** ..... *Vandy Williams, Secretary*  
*97 Creekwood Rd*  
*Humboldt, TN 38343*  
*731-414-9085*

You are cordially invited to join the Tennessee T's, Inc. pursuant to the rules and By-laws governing the club and its membership. You must be a member in good standing of either the Model T Ford Club of America or the Model T Ford Club International. (WE ENCOURAGE MEMBERSHIP IN BOTH.) To participate in chapter events (tours), your vehicle must meet chapter safety guidelines. *(Safety form is not required for club membership.)*

MTFCI# \_\_\_\_\_ MTFCA# \_\_\_\_\_

List cars (body style and year)

- |          |          |
|----------|----------|
| 1. _____ | 4. _____ |
| 2. _____ | 5. _____ |
| 3. _____ | 6. _____ |

\_\_\_\_\_  
Signature

\_\_\_\_\_  
Date