


Tennessee T's



# News

## Fall Edition!

Model T *Ford* Club

September - November 2010

### FROM THE PRESIDENT



I'm thinking (*hoping anyway*) we are now past the time of the year where folks come up and ask, "Is it hot enough for you?" To the triple digits I say, "good riddance"! Fall has always been one of the better times of the year to get the T out and just go for a drive. September and October are two of the best months so get out and drive them.

Having said that, this August was also quite enjoyable if you made it to Lawrenceburg. The Garlands again hosted a chapter tour and it was very enjoyable. We all had coolers full of ice water and Gatorade and the air passing through the windshield made it feel nice. They did a fantastic job of finding points of interest to see including one mans woodshop that for the life of me has to be the most organized shop in the world (*nothing like mine*). They also ran us by the Amish Galleries where their furniture is on display and the Red Barn as seen on TN Crossroads. If you missed this one you missed a good time.

If the heat kept you away in August why not join the group in West TN (Millington) the first weekend in October. It should be a scenic time as the cotton is already breaking open and they will knock the leaves off anytime now. The whole area should look like snow in the fall. Come hungry as I found some good places to eat.

The Christmas party will be upon us before you know it, give thought to hosting a tour in your area next year. All you really need are some roads, a model T, and some places for us to eat. It seems as if every small town in the south has something they're famous for. Show us what put your town on the map.

### New Members Welcome!

John Ritter  
4458 Pulaski Highway  
Lawrenceburg TN 38464  
Phone 931-374-8164

### West TN – Cotton Tour

Millington TN – Host Hotel is the Plantation Oaks Inn on US 51. Room Rate is \$65.95  
PH 901-872-8000



**September Birthdays**

Pat Rowe.....	5 <sup>th</sup>
Tammy Copeland.....	7 <sup>th</sup>
Jane Sides.....	11 <sup>th</sup>
David Copeland.....	18 <sup>th</sup>
Bill Dunning.....	20 <sup>th</sup>
Mac Monteith.....	25 <sup>th</sup>
Marge Krull.....	27 <sup>th</sup>
Ryan Miller.....	28 <sup>th</sup>
Earl Lake.....	30 <sup>th</sup>

**September Anniversaries**

Lynn & Sue Cook.....	1 <sup>st</sup>
Mac & Elizabeth Monteith.....	2 <sup>nd</sup>
Gary & Frances Curtis.....	3 <sup>rd</sup>
Gary & Annette Tillstrom.....	14 <sup>th</sup>
Keith & Carol Barrier.....	21 <sup>st</sup>
Martin & Anne Alexander.....	29 <sup>th</sup>

**October Birthdays**

Mary Monteith.....	9 <sup>th</sup>
Ralph Williams.....	11 <sup>th</sup>
Mike Sumerall.....	15 <sup>th</sup>
Keith Ellis.....	17 <sup>th</sup>
Fred McDonald.....	25 <sup>th</sup>
Don Krull.....	27 <sup>th</sup>

**October Anniversaries**

George & June Ross.....	14 <sup>th</sup>
John & Bonnie Ollrogge.....	14 <sup>th</sup>
Bill & Judy Markey.....	21 <sup>st</sup>
Bob & Nell Harris.....	22 <sup>nd</sup>

**November Birthdays**

Butch Mercer.....	1 <sup>st</sup>
Bill Robinson.....	11 <sup>th</sup>
Walter Longworth.....	15 <sup>th</sup>
Kenneth Jack.....	15 <sup>th</sup>
Dennis Bobel.....	21 <sup>st</sup>
Ken Swan.....	23 <sup>rd</sup>
Melissa Elkins.....	30 <sup>th</sup>

**November Anniversaries**

Clay & Shonda Richardson.....	11 <sup>th</sup>
Bill & June Dunning.....	16 <sup>th</sup>
Monty & Mary Monteith.....	29 <sup>th</sup>
Don & Jerrie Hiner.....	29 <sup>th</sup>

# Upcoming Events

October 6-9<sup>th</sup> Hershey Swap Meet Hershey, PA

December 4<sup>th</sup> Tennessee T's Annual Christmas Party Waverly, TN



**Tom Alison's new car - Sweet!**

Minutes from Club meeting in Aug.

The chapter held its 2<sup>nd</sup> business meeting of the year in Lawrenceburg. The following items were discussed:

A thank you was extended to the Garlands for hosting the chapter and setting up a great weekend. (we were all sleepy after eating at the Brass Lantern). New member John Ritter was welcomed and met by all.

Directory photos are slow coming in. Please get them in so we can put the directory together.

Chapter event photos. Please send in photos you have taken at any chapter event to help with the newsletter.

The upcoming Christmas party will be held at 2:00 on the 4<sup>th</sup> of December this year. (This is 2-hours earlier than previous years)

We are having the website developed by someone that knows what they are doing.

Treasury Balance is \$ 3376.33





**Fred McDonalds Speedster Project**



**Larry Williams in South Dakota**



**Mt. Rushmore – South Dakota**

We had many chapter members attend the International tour this year. They all chipped in and purchased the “headlight” at the youth auction. It is returned each year and auctioned off again to raise scholarship

money. This is the 2<sup>nd</sup> time the chapter has owned it.



**T’s with the headlight!**



**TN T’s in South Dakota**



**Charlie and Jerry waiting on food!**





**Charlie Swann**



**John and Bonnie Ollrogge**



**The other Swans (Ken and Joyce)**



**Bill and Suzi Robinson and friends**



**Don and Jerrie Hiner**

*I believe we had 12 model T's in Lawrenceburg. Not all of them made it Saturday as one was running hot and another had transmission issues (broke drum) and another had a wet coil box.*



**David and Tammy Copeland**



Plastic hair and forehead



Elvis impersonator at Loretto Café – Funny!



Scoping out the streets of Loretto



Waiting on the signal from Mr. Garland



Red Barn Store –neat collection of stuff.



Visiting with Elvis after lunch



Follow those T's - Join us next time

## Winning the game of Aggravation

Remember the board game aggravation where you rolled dice and then moved your marbles along a track trying to reach the finish before someone knocked your marble back to the starting point? It should have been called “fighting and punching with your siblings” as that is how it usually ended up at our house.

Now that we’re all older (and have banished board games from the property) the term aggravation could be re-defined as listening to a model T that just barely turns over when the starter is stepped on. As is often the case, such cars have been converted to 12 volts in order to “fix” them. I have a friend of mine from Michigan who recently retired as a tractor mechanic where he worked on old Fords for years. Carl told me he would just cringe when he saw an alternator hanging off the side of one as it usually indicated that the tractor had been converted to 12 volt in order to “fix” it. Many a farmer would tell Carl that, “they just won’t start in cold weather on 6 volt”. Carl would always ask them how they used to start them when they were new?


There is nothing magic about a six volt system but one needs to understand some basics about power. A six volt system must be able to deliver twice the amperage to the starter to achieve the same effort because the voltage is half. A quick review in basic electricity will tell you that opposition to the flow (amperage) of electrons is resistance. It takes precious little in the way of resistance to cause you a serious problem in the starter circuit leaving you with a model T that sounds like so many others while cranking.

A poorly maintained electrical system is the cause of probably 90% of these cars rather than the starter itself. With a rebuilt starter costing better than \$225 you will see a new definition of “aggravation” should you pop for a new starter and have the same result! The most common problems with the starting circuit are....


- 12 volt battery cables instead of 6 volt cables. A twelve volt system uses a smaller cable and is not up to the task of starting a 6 volt vehicle. They just aren’t up to the task of delivering the amperage needed. Buying off the shelf #4 AWG battery cables from AutoZone is a source of many a problem. You really need 00 cable. This applies to all three cables (don’t forget the ground).
- Corrosion. Even with the correct size cable, if the connections are dirty or the cable is corroded internally below the insulation your starter isn’t receiving all it should for the starting effort. Each year it is a good idea to clean the battery connections as that is usually where corrosion will show up due to the acid in the battery. Apply Vaseline to the connection after cleaning and reassembly to prevent corrosion.
- Starter switch. Here we have a switch that is 80 years old and has made contact many times. When the circuit is interrupted the arc leaves deposits on the contact and then the connection is less than desirable due to higher resistance.

OK, so how do we figure out what our problem is? Simple, measure the voltage drop across the entire system and then across each component while cranking to find the offending item (s). What you are really doing is measuring resistance but using voltage to do it. Ensure your battery is fully charged before proceeding and all connections have been cleaned bright.

**Step 1** Measure across the two posts on the battery while cranking and record.




**Step 2** Measure across the starter and record the value while cranking.




Subtract the values from steps 1 and 2 to find the difference. Results on next page.

- A. If battery has less than 5 volts while cranking, the battery is bad.
- B. If battery has more than 5 volts and the voltage difference is less than 1 volts, the starter is bad.
- C. If battery has more than 5 volts while cranking, and the voltage difference is more than 1 volt, the starter is ok. Proceed with step 3.

**Step 3** Check the voltage drop across the battery ground strap. If you have more than .2 volts, either the cable is bad or the ground connection is not up the snuff. The fix may well be just removing the cable and cleaning both the connection of the frame and the cable end with sandpaper.




**Step 4** Measure the cranking voltage across the cable going to the starter. If less than 5 volts, replace cable.






**Step 5** Measure the drop across the switch. If more than .2 volts the switch is bad.



**Step 6** Measure the drop across the starter cable, if more than .2 volts the cable is bad.



If you followed the steps above and cleaned all your connections, this is one game of aggravation you will win. More likely than not, your slow turning engine now whips right over and you still have your marbles!

**Gary**

Mark your Calendars for the:

# Annual Christmas Party



**WHEN:** SATURDAY, DECEMBER 4<sup>th</sup>, 2010

**TIME:** 2:00 PM UNTIL????????????????????

**WHERE:** MARIAH CUMBERLAND PRESBYTERIAN CHURCH WAVERLY, TENNESSEE

CALL LARRY FOR DIRECTIONS OR MAP: 931-296-3172 931-209-3500

**HOTEL:** THE IMPERIAL LODGE (931)296-2521 for those who wish to stay in Waverly overnight.

**FOOD:** THE CHAPTER WILL BE FURNISHING THE MEATS & DRINKS. BRING A DISH TO SHARE.

**GIFTS:** EACH MAN AND EACH LADY BRING A GIFT (\$10.00 + TO PLAY DIRTY SANTA)

**FOR THE LADIES:** A NEW GAME. ALL OF US HAVE SOMETHING IN OUR HOME THAT WE RECEIVED AS A GIFT OR SOMETHING WE BOUGHT ON A WHIM THAT WE REALLY WOULD LIKE NOT TO HAVE ANYMORE BUT JUST CAN'T BRING OURSELVES TO THROW IT AWAY FOR ONE REASON OR ANOTHER. PUT THIS ITEM IN A BROWN PAPER BAG AND STAPLE IT TOGETHER. EACH LADY WILL TAKE A BROWN BAG. THE ONLY RULE IS YOU HAVE TO SHOW EVERYONE WHAT IS IN YOUR BAG AND LEAVE WITH THE CONTENTS OF THE BAG. AFTER YOU LEAVE YOU CAN DUMP IT, BURN IT, SELL IT, OR WHATEVER YOU CHOOSE. (NO HUSBANDS ALLOWED IN THE BROWN BAGS)

This year we'll also have a book swap. Bring any good books that you've read.



# Come to West TN - October 1st-2nd!

Bring your T and be ready to enjoy the early fall weather. Roads have already been picked out and group tested! Diet before you arrive as this will be a drive and eat deal. The cotton should be ready for picking and this should be a scenic time.



We'll visit the local winery (I've been there before) where they have tasting and plenty to buy.



The pace is slower north of Memphis!



Hotel Info – Plantation Oaks Inn – Millington TN [901-872-8000](tel:901-872-8000). I blocked 15 rooms and the code is "Model T". The rate is \$65.95. Call by Sept 15<sup>th</sup>.  
Tour host – Gary Tillstrom cell 901-496-5527. Please RSVP.

## **Directions to Plantation Oaks in Millington.**

**For those coming from the west either on I-40 or US-64,** Take 385 (4-lane) west towards Millington. 385 will dead end into US-51 forcing you to turn either left or right. You will be turning left taking US-51 South towards Memphis. The hotel is about 2 ½ miles on the left side of the highway.

**For those coming from the North on US-51.** Remain on 51 passing through Millington heading towards Memphis. The hotel will be on your left about 3 ½ to 4 miles south of town.

**For those coming up from the south through Memphis.** Follow US-51 north passing through Frazier (keeping your doors locked). The hotel will be 6 or 7 miles north of Frazier on the RH side and is next to a strip mall type deal with a Citgo station.

Consider this page as GPS instruction – “**G**ary’s **P**erceived **S**couting”.