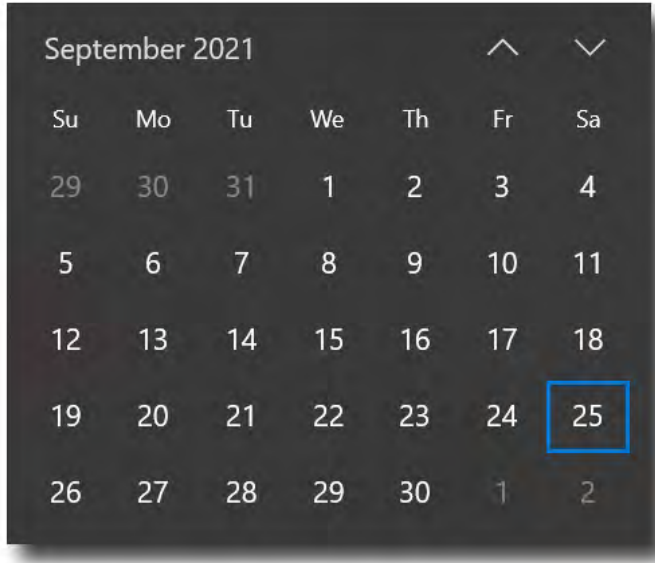


**Model T Ford
TRIVIA**

Trivia question- submitted by Phillip Lee
The Model T had several different body styles, all fashioned on similar chassis. Name body styles available. The answer is on page 16



Save this Date!

September 25, 2021

If you are a member of the Model T Ford Club International, and if you have received the July-August issue of *Model T Times*, then turn to page 11

This day has been declared as **International Day of Touring.**

Call a friend, call nearby friends, or contact our whole Tennessee T's membership and go for a fun ride with Model T friends.

**STEP UP- MAKE A CALL!
AND HAVE FUN!**

On page 4 of this newsletter- see the official ad from Natalie at MTFCI promoting this fun day

Reminder:

Notify Ricky, the president, if you are planning a tour- verify that the dates are open.



Editor- Bill Robinson

Be sure to visit our club's website

<http://tennesseets.weebly.com/>

The Money Bucket submitted by
Connie Plank, club treasurer 8.21.2021

Starting Balance (06/01/2021)	\$7,197.64
Total Deposits - 2021 Dues	15.00
Total Expenses *	-20.46
Ending Balance	\$7192.18
* Total Expenses State of Tennessee	\$20.46

INDEX

Opening pagePg 1
Treasurer's Report.Pg 1
President's PagePg 2
Club OfficersPg 3
Tours and EventsPg 3
International Day of TouringPg 4
Moonshine MikePg 5
Instant RechargePg 6
Just HitchedPg 7
Chaplain's Report.Pg 8
Booger in the PanP.Pg 9
New Philadelphia Tour..Pg 10
Franklin on the 4th ..Pg 13
Veteran's Benefit Show.Pg 14

Membership Application click here

**A Message From Ricky Williams,
Our President**



Greetings Model T'ers

I would like to share something very personal with you, my Model T friends. I was born one of the lucky ones in that my best friend from birth was always my dad. Before the time of car seats, I grew up standing in the seat of my dad's truck beside him. He started his own construction business the year I was born, which allowed me to be able to go to work with him. From then until 1996, when he retired from construction, we worked together.

It was my dad who taught me how to be a man, how to treat people and how to run and manage a business. He was, and still is, there for me no matter what. My dad bought me my first Model T and has supported me in everything I have ever done.

Last week while touring in Ohio, I got a phone call from my sister telling me they were at the doctor and the news was not good. At 89, my dad has cancer of the blood and his days with us are short. This breaks my heart, but at the same time I think back on all the times we spent together.

Whether it was working, or hunting, or fishing, or in the Tennessee river we were always together. I restored that truck that we rode in together and we still have it. When it comes time to take him to his final resting place, it will be in the back of his truck with me driving.

Don't miss a chance to spend time with your family. Everything else can wait. The time we spend in the Model T are memories in the making. If these cars could only talk, and tell us their story of all the memories they have been a part of.

Go ride, see the country through the windshield, spent time with your family while you have the chance. That is all that is really important.

Happy T'ing

Ricky

Club Officers

President- Ricky Williams
Humboldt, TN
731.618.0207
rwilliams@click1.net



Vice President- Dennis Plank
Humboldt, TN
731.616.6609
daplank@bellsouth.net



Secretary- Vandy Williams
Humboldt, TN
731.414.9085
vandy1311@yahoo.com



Treasurer- Connie Plank
Humboldt, TN
731.313.1496
csplank@bellsouth.net



Chaplain- D.D.
From Tennessee



Rumor heard- May 11, 1913-

Members of the local automobile club were arrested today in Nashville, Tenn, for breaking the speed limit. The drivers violated the 8-mph posted limit during a cross-state race. Witnesses said the racers reached speeds up to 30-mph. When the gentlemen stopped for lunch at a local hostelry, the Nashville justice of the peace presented them with a lump fine of \$10.

Tours and Events

Contact Ricky Williams, our club President, if you have a tour or event planned to be sure the date is still open. [Click for contact info.](#)

Date	Event (Tennessee T's events are bold)
Important →	Note: contact the event host before making plans to attend. Many events lately get cancelled due to Covid-19.
September 8-12, 2021	38th Annual Hillbilly Tour, Springfield, MO
September 19, 2021	21st Annual Antique Autos in History Park
September 25, 2021	International Day of Touring
September 25-29, 2021	Model T Covered Bridge Tour, Parke County, IN
Sept. 29 – Oct. 2, 2021	Texas T Party, Temple, TX
January 22, 2022	Model T Ford Winter Clinic, McPherson, KS
June 19-24, 2022	MTFCA 2022 National Tour: Wonderful Wisconsin Tour, Fon du lac, WI
July 17-22, 2022	2022 MTFCI Annual Tour, Hamilton, OH



The Tennessee T's club is a member of both the MTFCA and the MTFCI. Most of our members are also members of both associations that help preserve our hobby and our historic old cars.



5th Annual MTFCI
International Day of Touring
September 25, 2021

Join Model T hobbyists around the world for a day of touring!

Be sure your chapter or small group joins in the fun and plans an activity on September 25. It does not matter if it is an official tour or just a short ride to get ice cream. The idea is to get together and enjoy your Model T's!

Please send a short article and a few photos to the Editor at timeseditor@modelt.org to be included in the Nov/Dec issue of the *Model T Times*. You can also post photos from your day on The Model T Ford Club International Inc. Facebook page to share with others.



Tin Lizzies of North Central Florida,
International Day of Touring 2020
(Photo credit: Steve Shaluta)

The name of the game is to get out and drive a Model T. Whether you go riding by yourself, go with some local hobbyists, or go as a club. **Just get out and enjoy a day of driving! Take some photos and share them with the Tennessee T's and the MTFCI.**

Note from the Editor:

If you and/or your group go for a "Day of Touring" ride please take some pictures and send me a short write up of your day on the road.

There will be a section of the October Newsletter set aside for this special day.

Thanks,
Bill Robinson
Newsletter Editor

More Adventures of Moonshine Mike

by Phillip Lee



Turtle Dip Roadhouse

When Moonshine Moonie got back from his last run, he had to fix the muffler on his T. He could not believe how loud that T was without the muffler. First job was to dig out the dirt that was packed in the front pipe of the muffler, then straighten out the pipe so it would fit over the exhaust pipe. That took a while but he finally got it done. With the muffler fixed he was getting ready to make another run. Trader Jim had helped him get another roadhouse to buy his shine. The bad part is that this roadhouse was about 65 miles past Coon Ridge Gap and the roads was pretty bad, especially since the last big rain. At least that is what Trader Jim told him when he was talking with him about taking shine to his friend "Big Sam" that owned the Turtle Dip Roadhouse.

With the T loaded up with shine in the clay jugs and mason jars, Moonshine Moonie headed out across the cattle gap. When he got almost to the creek he noticed that the steering did not feel right. So he stopped, got out and sure enough, the right front tire was flat as a flitter, must have hit something crossing the cattle gap. Moonshine Moonie had another inner tube back at the barn. He walked back to the barn and got the inner tube and walked back to change it. He got the front jacked up and pulled out the inner tube and finally got the used but good inner tube installed. Moonshine Moonie went to the back of the T to get the air pump, but it was not there. So off he went back to the barn and after some searching, found the pump by the back porch. Moonshine Mike was a little upset so he said to himself, "When I get back from this run, one of them brats is gonna get a good caining for getting the pump out of the T". After getting the tire pumped up, off he headed to Turtle Dip Roadhouse. The trip was uneventful except for almost getting stuck going up to Coon Ridge Gap. If it was not for the high clearance of the T, he surely would have gotten stuck crossing the washout near the top of Coon Ridge Gap.

After talking with Big Sam about the extra charge for the long trip and when he would be back with another load of shine, Moonshine Moonie started back home. All went good until he started up the long hill getting to Coon Ridge Gap. About half way up the hill, he noticed steam coming out from the front of the T. He was lugging the T in high so he pushed the low pedal but the steam did not stop. Moonshine Moonie remembered seeing a small spring about $\frac{3}{4}$ of the way up the hill. Boy was that T steaming when he got to the spring. After letting the T cool for a bit, he filled the T with cool spring water. On over Coon Ridge Gap he went with no notice of steam, but about a half mile down the road the steam started again and was getting worse. He stopped in the middle of the road, no other traffic on the road anyhow, opened the hood on the passenger side because that is the side he gets out on. Moonshine Moonie could see lots of steam coming from somewhere in the back side of the motor. After the T cooled down some, he put more water in the T. He could see a stream of water coming out of a hole below the manifold. Trader Jim had told him about something called a freeze plug, but it had not been cold in months, so he did not understand why water was coming out there. Looking closer, he could see what looked like a plug with a hole rusted out. He got a screwdriver and worked the rusted plug out. Now what to do? Trader Jim had told him that he had once used a nickle to plug up the hole, but he did not have a nickle. All he had was a quarter, 2 pennies and some dollar bills for selling his shine to Big Sam. Moonshine Moonie was baffled, so he did what he usually did at home when he had something to ponder over. He sat down on a log, got a mason jar of the good shine that he always kept aside for himself, got his pocket knife and picked up a piece of stick to whittle on while he thought of his bad luck and how to get out of this fix. As he looked at his whittling he thought, "Why can't I whittle this stick to fit the hole and hammer it into the hole"? So he whittled the stick round and about 2 inches long, hammered it into the hole, refilled the T with spring water and off he went. When he got home, he had to show his wife the great idea he had that got him safely home. Now he had to find a nickel and figure out how to make it fit the hole in the T's motor.


The End



A Model T battery isn't the only thing that needs recharging now & then

Note from the editor:
Special thanks to
Paula Gember
for submitting this article

**FULL TIME COLLEGE STUDENTS
CAN JOIN DUES - FREE**



Are YOU YOU
READY TO JOIN OUR CLUB ?
[New member application.. see our website](#)

Congratulations are in order to a new Tennessee T's member **Alan Keckritz** and his new wife, **Emily**. They live in the Lynchburg/Tullahoma area of southern middle Tennessee. We hope to see the two of you on one of our club tours, soon.



Note from the editor: Does anyone recognize the Model T in the pictures? Well, the car once belonged to Mac Flowers, one of the founding members of the Tennessee T's. Mac would be proud of Alan & Emily.

Chaplain's Report

by D.D.



There has been no activity during this most recent reporting period.

Should you experience or become aware of one of our members experiencing a death in the family, hospitalization or serious medical issue, please inform one of our club officers if you wish us to support you.

Ephesians 5:17 KJV

“Wherefore be ye not unwise, but understanding what the will of the Lord is.”

It is only human to have wants and dreams. There are times we encounter setbacks, frustration and disappointments. When we are focused on ourselves rather than God, that prospective can be followed by trouble. Praying for GOD'S WILL to be revealed to us and done is wise. Knowing we are not in control and giving things up to the Lord can bring peace and contentment. When we pray are we praying for our desired outcome or for God's will to be revealed to us?

BOOGER-IN-THE-PAN (as interpreted by Paula Gember from tidbits provided by Gary, Ricky, Bill and Mark)

During the last Covered Bridge Tour (pre-pandemic), Gary Wheat experienced a few issues with his Coupe:
1st - The brake lever would not stay forward, it kept moving back while he was driving.
2nd- The right rear tire felt like the disc brake was not releasing.

The problems ultimately boogered up his transmission, so Gary had it rebuilt over the winter. He lubed the disc brake calipers to ensure they stay released. A few test drives & it appeared everything was fixed.

Fast forward to the 2021 MTFCI Tour in Ohio, where both issues re-surfaced on the first day of the tour.



The guys huddled around the car, trying to diagnose the problem. They determined it was the **emergency** brake that was not releasing. And the brake rod was *severely bowed!*

The group decided to wait until after the day's tour to tackle the issue. Thank you Bill & Suzi for loaning out their Depot Hack for the day.

That evening, Mark pulled the rear wheel and hub & had to use the hub puller all the way to get the hub off. The emergency brake shoe fell out in pieces. The brake shoe was completely separated from the band and wadded up inside the drum. He removed all of the shoe material including pieces that were jammed up inside the emergency brake cam. The brake drum was severely worn; all of the paint had burned off.

The hub & rear wheel were cleaned, lubed and reassembled without emergency brake shoe.




When the emergency brake shoe failed on Gary's car, wads of brake material in the brake cam was causing the emergency brake to not release. Hence, the brake lever kept moving back. This put the transmission in neutral, potentially burning up the high speed clutch and ruining his transmission.

Time for a new set of emergency brake shoes.

July 18-23, 2021 were the dates of the Model T Ford Club International's annual tour which centered around New Philadelphia, Ohio

A few members of the Tennessee T's attended and it was easy to see that an enormous amount of time, effort, and planning occurred to get this tour ready for approximately 230 Model T Fords.

The tours took us through many miles of beautiful rolling hills in rural Amish country farms.







Photosthanks to Paula & Suzi

FRANKLIN ON THE 4th

WEST MAIN STREET, FRANKLIN, TN by Phillip Lee



On July 4th, 2021, Tennessee T's Member **Phillip Lee** attended the AACAA chapter's annual Car Show.

As you can see, his Model T Pickup drew a crowd, as it usually does. NOTE: The the man's eyes on hen in the nest in the bed.



Vietnam Veterans of America, Chapter 1140, Franklin, TN.,
The Elks Lodge #72 & The Music City AACA Presents

The 1st Annual
Veteran's Benefit Show
For All Cars, Trucks,
Motorcycles & Bicycles
Saturday, July 31, 2021

by
Phillip Lee

Member Phillip Lee made it
to another cars show in
Franklin, TN



=====

OIL.....

WHO NEEDS OIL?

by Phillip Lee



Has this ever happened to you? You check the top petcock and you get a little oil so you are good to go. After a few short drives you finally remember to check the oil again, so on your knees you go, and no oil from the top petcock, so you open the lower petcock and, "OH NO," no oil. You then have to put almost 3 quarts to get the oil to run out of the top petcock. This has happened to me at least 2 times in the past several months. So, what can I do about my lack of keeping an eye on the oil using the 2 petcocks? Find something simpler that I will use without getting on my knees that are not as tough and flexible as they had been in the not too distant past. At least that is what it seems like. I had tried connecting a clear tube between the petcocks, but it would get dirty and I had to crawl under the T to clean the tube so that I could check the oil level. So no point in the clear tube. I had read about the glass tube attached to the lower petcock but had also read that it could get broken by gravel or other road objects and then you lose your oil. I read about 2 kinds of dip sticks. One that you had to cut a hole in your running board or splash guard to install. I had decided not to do anything to Tinker T that could not be easily reversed by later owners so that dip stick was out. The dip stick I chose is installed so that you can get to it when you open the hood. I always turn the gas off (when I remember) when Tinker T will not be used for several hours. Now when I open the hood to turn the gas on, I can easily check the oil while I am there.

Installation instructions

1. Lay out all the things needed. Dipstick kit, teflon tape, 9/16" and 5/8" tools. (see image below)
2. Now is a good time to go ahead and change the oil. Drain oil.
3. Remove the lower petcock.
4. Install the elbow in place of the lower petcock. (use teflon tape)
5. Install the tubing using the compression fitting so that it runs to the left of the upper petcock and comes out just above the motor mount ear below the firewall.
6. Attach the top end of the dip stick with the supplied bracket to the firewall.
7. Refill with four quarts of your preferred oil.
8. When you check the oil for the first time, be sure to make you own mark on the dip stick to show when it is full. Tinker T would be almost a quart low at the safe mark on the dipstick that is on from the factory.

Now when I get ready to start Tinker T, I can easily check the oil when it will not start because the gas is turned off and then I remember to open the hood and turn on the gas because the dip stick is right there by the gas shut off valve.

Click on the video if you wanna know what your valves sound like without proper oil.



Tools required



Remove the lower petcock, insert the dipstick tube.



This is the lower end of the dipstick. See the word "ADD"?

The End

Two of
our
Favorites-
**Hubert
Garland
&
Mac
Flowers**

(Both are in
Model T Heaven,
now)



Hey, we tour the
whole dang state!
And then some!

Don't forget- Big John makes beautiful, hand-
crafted wooden steering wheels.

bigjohn331958@gmail.com

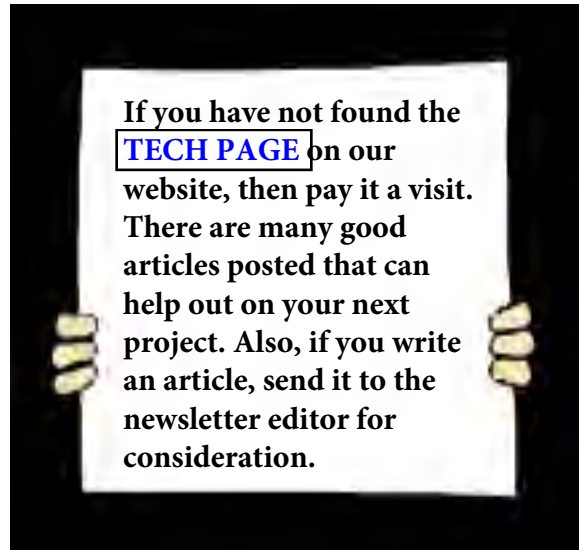
TRIVIA answer

Roadster,
Roadster Pickup,
Touring, TT "C", TT Closed Cab, Coupe, Tudor,
Fordor, and last but not least Center Door.

Uh-Oh! I ran out of space. ***Go to page 18***

**THANK YOU TENNESSEE T'S
THANKS FOR THE PICTURES
AND ARTICLES THAT YOU
SUBMITTED THIS MONTH. I
CAN'T TELL YOU HOW MUCH IT
HELPS ME WHEN YOU
WRITE THE NEWSLETTER.**

*Bill Robinson,
newsletter
editor*



BOOGER... IN THE PAN!

Find something in your old car that is
not supposed to be there? Let us all see
your find!

Here's how:

Write a short article and tell our club members
about what you found. Send pictures to the
editor. tennesseets@hotmail.com

More.....

TRIVIA answer

Answers provided by Ricky Williams, Phillip Lee, and Bruce McCalley (if you don't know who Bruce is.... then you need to read his book!)

- Model T Body Style by year
1909
- Touring, Runabout, Town Car, Landaulet, Coupe, Tourabout
1910
- Touring, Runabout, Town Car, Landaulet, Coupe, Tourabout
1911
- Touring, Tourabout, Runabout, Torpedo Runabout, Open Runabout, Town Car, 7p Landaulet, Coupe, Chassis
1912
- Touring, Torpedo Runabout, Commercial Runabout, Town Car, Delivery Car Coupe, Chassis
1913
- Touring, Runabout, Town Car, Chassis
1914
- Touring, Runabout, Town Car, Chassis
1915
- Touring, Runabout, Town Car, Center Door Sedan, Coupelet, Chassis
1916
- Touring, Runabout, Town Car, Center Door Sedan, Coupelet, Chassis
1917
- Touring, Runabout, Town Car, Center Door Sedan, Coupelet (three types), Chassis, Ambulance
1918
- Touring, Runabout, Town Car, Center Door Sedan, Coupelet (three types), Chassis, Ambulance
1919
- Touring, Runabout, Town Car, Center Door Sedan, Coupe, Chassis, Ambulance
1920
- Touring, Runabout, Center Door Sedan, Coupe, Chassis
1921
- Touring, Runabout, Sedan Coupe, Chassis
1922
- Touring, Runabout, Sedan, Fordor Sedan, Coupe, Chassis
1923
- Touring, Runabout, Center Door Sedan, Tudor Sedan, Fordor Sedan, Coupe, Chassis
1924
- Touring, Runabout, Tudor Sedan, Fordor Sedan, Coupe, Chassis
1925
- Touring, Runabout, Pickup, Tudor Sedan, Fordor Sedan, Coupe, Chassis
1926
- Touring, Runabout, Pickup, Tudor Sedan, Fordor Sedan, Coupe, Chassis

MTFCA Events- No event write-up was submitted for this Newsletter publication. If any of the Tennessee T's members attended either the Model T Homecoming or the MTFCA National Tour in Spokane, WA, please send me a write-up for our October Newsletter. Thanks, Bill